


GEOTUB PANEL



**REUSABLE FORMWORK SYSTEM IN ABS
TECHNOPOLYMER FOR SQUARE AND
RECTANGULAR COLUMNS**



GEOTUB PANEL ADVANTAGES



The light, reusable and modular system for the construction of square and rectangular columns

LIGHT



With a max. unit weight of 8 kg, GEOTUB PANEL can be handled quickly on site without having to use cranes or other mechanical lifting devices

FAST



Light and easy to assemble, it can be installed by a single person

MODULAR



All elements are 750 mm long and only the elements necessary for the pour are used

REUSABLE



GEOTUB PANEL is cost effective as it can be reused more than 100 times when properly used and maintained

DISMANTLING



Concrete does not stick to plastic, thus dismantling is extremely easy, and the form can be cleaned with just a little water, avoiding other detergents


STORAGE



GEOTUB PANEL can be completely dismantled and stored even in damp places

GEOTUB PANEL THE MODULAR FORMWORK

UP TO 60 KN/M² FRESH CONCRETE PRESSURE

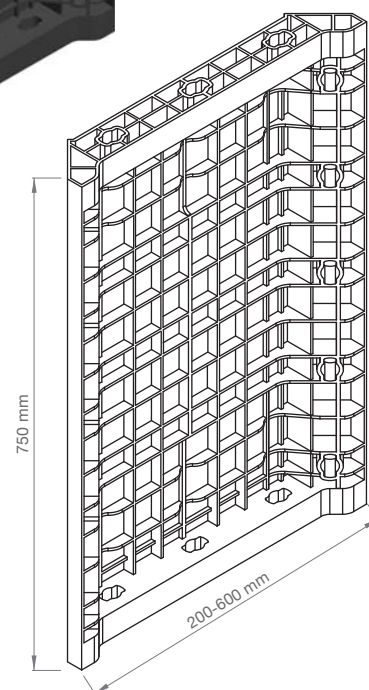


GEOTUB PANEL MATERIAL

| | |
|----------------------------------|--------------|
| Acrylonitrile Butadiene Styrene | ABS |
| Coefficient of thermal expansion | 0.05 mm/m/°C |

SIZE

| | |
|--------------|--------|
| Minimum side | 200 mm |
| Maximum side | 600 mm |
| Height | 750 mm |



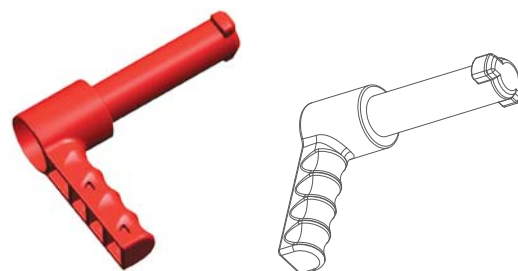
THE HANDLE

THE STANDARD FIXING ITEM FOR ALL GEOPLAST FORMWORK

Light and intuitive

Firmly locks with a simple 90 degree turn











Strength (guaranteed by specially engineered materials)



HANDLE MATERIAL: NYLON - COEFFICIENT OF THERMAL EXPANSION 7-10 (1/K 10⁻⁵)

DIMENSIONAL TABLE

GEOTUB PANEL

| | PRODUCT | Actual size (mm) | Material | Weight (kg) | Package dimension (mm) | Nr. pieces per pallet | Nr. handles |
|--|-----------------|------------------|----------|-------------|------------------------|-----------------------|-------------|
|  | GEOTUB PANEL 20 | 200 x 750 x 60 | ABS | 3.21 | 750 x 1200 x H2100 | 112 | 6 |
|  | GEOTUB PANEL 23 | 230 x 750 x 60 | ABS | 3.58 | 750 x 1200 x H2200 | 114 | 7 |
|  | GEOTUB PANEL 25 | 250 x 750 x 60 | ABS | 3.60 | 750 x 1200 x H2030 | 96 | 7 |
|  | GEOTUB PANEL 30 | 300 x 750 x 60 | ABS | 3.89 | 750 x 1200 x H2300 | 96 | 7 |
|  | GEOTUB PANEL 35 | 350 x 750 x 60 | ABS | 4.59 | 750 x 1200 x H2130 | 80 | 8 |
|  | GEOTUB PANEL 40 | 400 x 750 x 60 | ABS | 5.36 | 750 x 1200 x H2300 | 80 | 8 |
|  | GEOTUB PANEL 45 | 450 x 750 x 60 | ABS | 5.99 | 750 x 1220 x H2300 | 64 | 8 |
|  | GEOTUB PANEL 50 | 500 x 750 x 60 | ABS | 6.62 | 750 x 1230 x H2440 | 48 | 9 |
|  | GEOTUB PANEL 55 | 550 x 750 x 60 | ABS | 7.04 | 750 x 1350 x H2100 | 48 | 9 |
|  | GEOTUB PANEL 60 | 600 x 750 x 60 | ABS | 7.36 | 750 x 1450 x 2080 | 48 | 9 |

ACCESSORIES*



| PRODUCT | Actual size (mm) | Material | Weight (kg) | Package dimension (mm) | Nr. pieces per pallet |
|---------|------------------|----------|-------------|------------------------|-----------------------|
| HANDLE | - | NYLON | 0.1 | - | 200 (bag) |

*See pag. 44 for more accessories

ALL THE COMBINATIONS


CUSTOMIZABLE MODULAR SYSTEM

| size (cm) | ○ 20 | ○ 23 | ○ 25 | ○ 30 | ○ 35 | ○ 40 | ○ 45 | ○ 50 | ○ 55 | ○ 60 |
|-----------|---------|---------|---------|---------|---------|---------|---------|---------|---------|---------|
| 20 | 20 x 20 | 20 x 23 | 20 x 25 | 20 x 30 | 20 x 35 | 20 x 40 | 20 x 45 | 20 x 50 | 20 x 55 | 20 x 60 |
| 23 | | 23 x 23 | 23 x 25 | 23 x 30 | 23 x 35 | 23 x 40 | 23 x 45 | 23 x 50 | 23 x 55 | 23 x 60 |
| 25 | | | 25 x 25 | 25 x 30 | 25 x 35 | 25 x 40 | 25 x 45 | 25 x 50 | 25 x 55 | 25 x 60 |
| 30 | | | | 30 x 30 | 30 x 35 | 30 x 40 | 30 x 45 | 30 x 50 | 30 x 55 | 30 x 60 |
| 35 | | | | | 35 x 35 | 35 x 40 | 35 x 45 | 35 x 50 | 35 x 55 | 35 x 60 |
| 40 | | | | | | 40 x 40 | 40 x 45 | 40 x 50 | 40 x 55 | 40 x 60 |
| 45 | | | | | | | 45 x 45 | 45 x 50 | 45 x 55 | 45 x 60 |
| 50 | | | | | | | | 50 x 50 | 50 x 55 | 50 x 60 |
| 55 | | | | | | | | | 55 x 55 | 55 x 60 |
| 60 | | | | | | | | | | 60 x 60 |

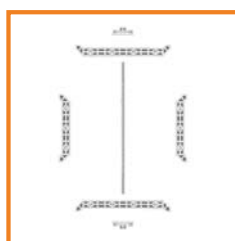
55

COMBINATIONS

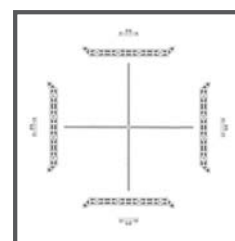
- H 3 meters = 16 GEOTUB PANEL (8+8 with handles)
- H 3 meters = 16 GEOTUB PANEL (8+8 with handles + 6 tie rods of 1 m + 12 anchor nuts)
- H 3 meters = 16 GEOTUB PANEL (8+8 with handles + 12 tie rods of 1 m + 24 anchor nuts)



without supporting elements



half supported



completely supported



REUSABLE COLUMNS

No more timber or steel panels: a single light and fast installable formwork is enough. GEOTUB PANEL is a modular formwork system in high resistance ABS which allows to build quickly square and rectangular columns. It does not require cuts or adaptations: only the necessary elements are used.



DOES NOT STICK TO CONCRETE, NO RELEASING AGENTS NEEDED

The panels are very light: they can be manually moved and easily installed by a single person. The particularly smooth internal surface of GEOTUB PANEL system allows the installation of pillars and columns without using dismantling agents.

